

How to Log In

- **On Campus:** direct access from library's Resources page.
- **Off Campus:** Enter your campus network username in the first text box. In the second enter your network password.*

*NOTE: you must have a campus network account for this to work.

About the Database

CINAHL is the authoritative resource for nursing and allied health professionals, students, educators and researchers. This database provides indexing for 2,928 journals from the fields of nursing and allied health. The database contains more than 1,000,000 records dating back to 1981.

(description from <http://www.ebscohost.com>)

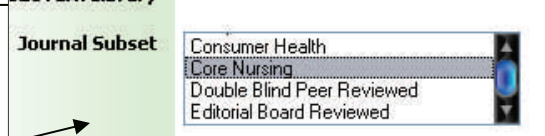
After logging in OFF CAMPUS—Select CINAHL from the database collection list. Click the Continue button to begin.

ADVANCED SEARCH

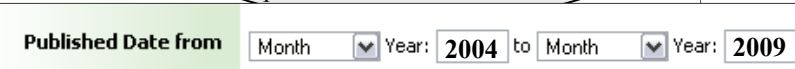
Step 1) Enter your search term(s) in the text boxes. Use a separate box for each term or phrase—terms entered in a single box will be treated as a phrase.

Apply **Limits**—below the search interface—to narrow your search.

- Set **Journal Subset** to **Core Nursing** (recommended for Nursing students)
- Click the **Search** button after entering term(s) and selected limits.

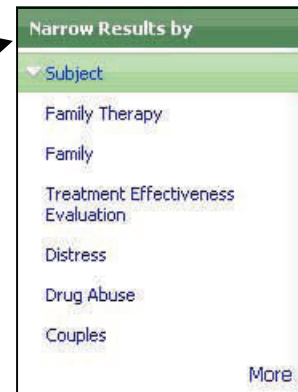


Use **Published Date** to set a range of publication.



Step 2) When results display, **Narrow** your search—use the options to the left to further focus your search using the subject headings (assigned to each article).

Step 3) The presence of icons below a citation indicates the full text is available for viewing, printing, etc.:



CITATION VIEW FEATURES



Print, Email, Save, Cite, etc.

When viewing an article citation, you may choose to print or email the article, citation or abstract immediately, create a citation for your bibliography, export to a third-party citation product, or save the item to your folder for later use.

Click **Help** to view a topical list of assistance pages with screen shots and step by step directions. A link to **Help** will always appear in the upper right corner of your screen.



My EBSCO

Create your own EBSCO account within any EBSCO collection, and store located information (citations, searches, journal alerts) from one search session to another.

Your MyEBSCO account allows you to store located articles, images, videos, searches results, etc. for all EBSCO collections. You can also set up search alerts and journal alerts, both of which utilize an email notification feature. For more information, contact a librarian.

If the full text of an article is not available, you may complete an **Interlibrary Loan request**. For information on submitting interlibrary loan requests electronically, see:

Information for Distance Students at <http://www.dwu.edu/library/distancestudents.html>

If you have questions, email kekenkel@dwu.edu